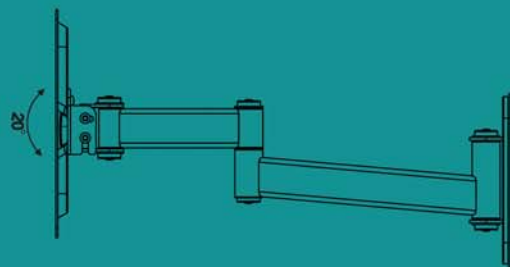
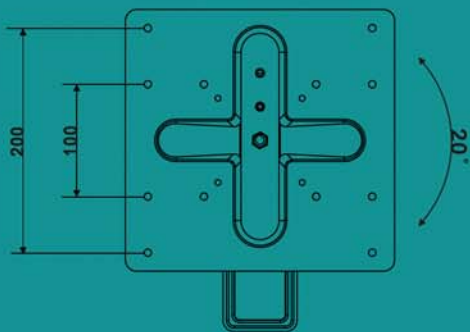
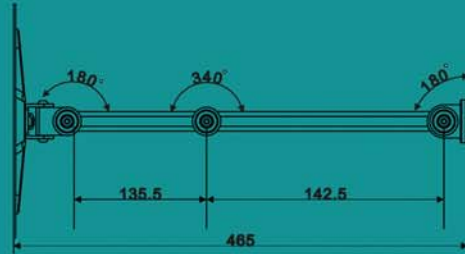


A871



- VESA 200x200 Swiveling articular, tilting and leveling Arm for LCD TV wall mount
- Easy installation and strong combination both
- Adjustable screw position for TV backside mount
- TV backside screw range: 75x75,100x100,200x100,200x200mm
- TV backside screw size: M4,M5,M6
- Backward&forward tilting angle: $-5^{\circ}\sim 15^{\circ}$
- Left&right leveling angle: $-10^{\circ}\sim 10^{\circ}$
- Between TV backside and Wall distance:68~464mm(2.6~18")
- Weight: 3.5kgs(7.7lbs)
- Loading: 30kgs or 66 lbs (~40" TV weight without stand)
- Cable management with metal wire

All rights reserved by multi-countries patent